


# Creative Commons License Guide

How to use Open Educational Resources without Breaking the Rules



ATTRIBUTION CC BY


This license allows you to distribute, remix, adapt, and build upon others work as long as you provide credit. This is the most accommodating of licenses offered

## NO LICENSE?

If you find a resource with no license, you are free to remix, distribute, adapt, and build upon the resource with no credit required (but still recommended!)




Sample Image Credit: Pexels.com



ATTRIBUTION SHAREALIKE CC BY-SA

This license allows you to distribute, remix, adapt, and build upon others work under identical terms as you long as you provide credit and agree to re-share the resource you create. This is the license that Wikipedia uses




ATTRIBUTION-NONCOMMERCIAL  
CC BY-NC

This license allows you to distribute, remix, adapt, and build upon others work noncommercially, though credit is required. You do not have to license your new works the same, meaning that you do not have to re-share

## EXAMPLE CC BY-NC



Image Credit: Freepik



ATTRIBUTION-NODERIVS CC BY-ND


This license allows you to reuse the work for any purpose, but cannot have an adapted form shared and credit is required



ATTRIBUTION-NONCOMMERCIAL-SHAREALIKE  
CC BY-NC-SA

This license allows you to distribute, remix, adapt, and build upon others work as long as you credit them and have the same license

Image Credit: Smithsonian Institute



ATTRIBUTION-NONCOMMERCIAL-NODERIVS  
CC BY-NC-ND

This license is the most restrictive and only allows you to download and share works, but they cannot be changed or used commercially

Most Resources will use a **4.0 license**, meaning attribution of some kind is required. If you see a **CC0 license**, this means the resource is in the public domain and you are free to use it however you'd like.